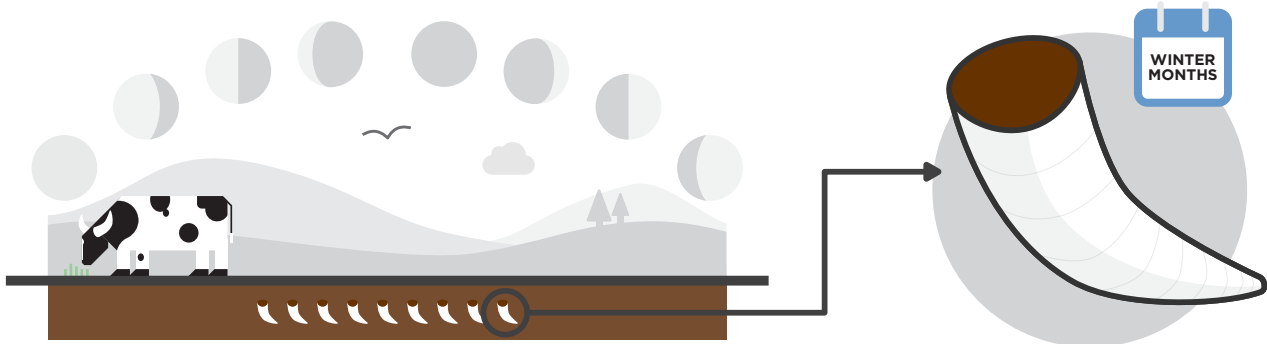
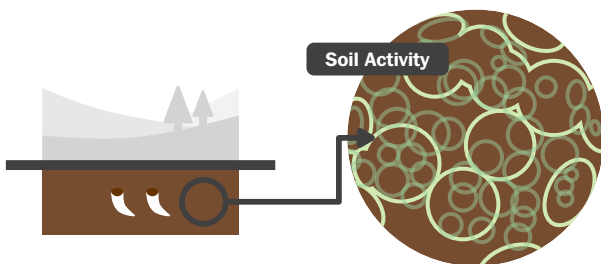


Horn Manure (500)



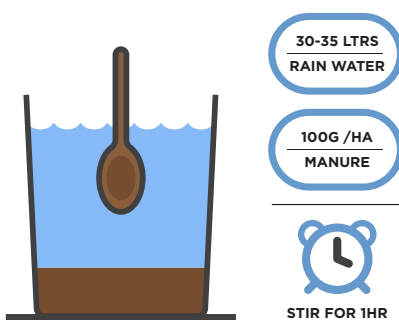
Horn Manure, commonly known as '500', is obtained by the transformation of high-quality cow manure that has been put into cow horns and buried under the earth for the winter period

Benefits of Biodynamics

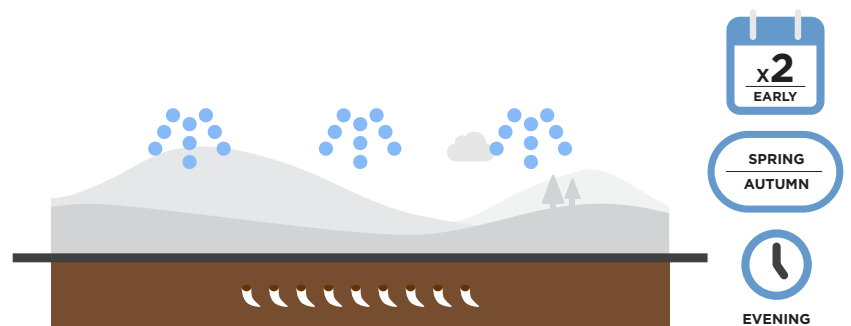


- It is a powerful means for structuring soil
- It stimulates soil microbial activity of the soil and the production of humus
- It regulates pH balance of the soil
- It stimulates seed germination and root development, in particular vertical growth, increasing depth of root systems
- It improves the development of leguminous plants (Fabaceae) and nodule formation
- It helps dissolve minerals even in deep layers (alios) and can help counteract excessive salt levels

Quantity & Dilution:



Spraying:




Horn Silica 501

Enhances atmosphere around barley crop by intensifying warmth and light of the sun

Raises photosynthetic effect which gives a healthy plant that has a high quality grain! stimulates soil microbial activity of the soil and the production of humus

Used before harvest to help the grain mature and ripen



Horn Manure Preparation and Use Guide

HORN MANURE 500	<p>Horn Manure, commonly known as "500", is obtained by the transformation of high-quality cow manure that has been put into cow horns and buried under the earth for the winter period.</p> <p>It is important to use only preparations that have undergone a complete transformation underground during the winter months. The preparations should be moist, colloidal in nature, brown-ish black in colour, and odourless, or with a slightly earthy, humic smell. Any preparations that have started to dry out, go mouldy or rotten will not give good results.</p> <p>This preparation, when it has been carefully made, properly stored and correctly applied, is essential. It works on the soil and the plant roots.</p> <ul style="list-style-type: none"> • It is a powerful means for structuring the soil • It stimulates soil microbial activity of the soil and the production of humus • It regulates the pH balance of the soil • It stimulates seed germination and root development, in particular vertical growth, increasing depth of root systems • It improves the development of leguminous plants (Fabaceae) and nodule formation • It helps dissolve minerals even in deep layers (alios) and can help counteract excessive salt levels.
WHEN TO SPRAY	<p>Spray Horn Manure "500" at least twice a year, generally in spring and autumn, before the most intense period of biological activity in the soil has started. It is especially important that the soil be sufficiently warm and damp when applying Horn Manure.</p>
QUANTITY	<p>Use 100 g/ha of "Horn Manure" (500) stirred in a minimum of 30 - 35 litres of water. Most important is the quantity of the Horn Manure applied per hectare, even if this amount is stirred into a larger volume of water. However, using more water may not be more economical, as this requires more heating and handling.</p> <p>For areas smaller than 1,000 sq. metres, use 10 to 20 g of "500" in 5 to 10 litres of water, and spray the total volume.</p>
FERMENTATION	<p>The Horn Manure preparation "500" should be diluted in good-quality rainwater that has been properly stored. The preparation is then stirred vigorously for exactly one hour before spraying. The water should be heated before stirring, ideally to body temperature.</p> <p>Spraying should be done in the evening, not before 5 pm (4 pm in winter) on a day that is not too windy or too hot. A slightly overcast, late afternoon is ideal. Avoid spraying in the rain, or if heavy rains are forecast after spraying. Don't spray if night frost is expected.</p> <p>Good weather and soil conditions are more important than the indications given in the biodynamic calendar. However, avoid spraying several hours on either side of lunar and planetary nodes, as well during lunar and planetary eclipses. Spray as soon as possible after stirring, ideally within the hour, or at most, 2 hours after stirring.</p>
HORN SILICA 501	<p>With the 501 we are enhancing the atmosphere around our barley crop we are intensifying the warmth and light of the sun. With the horn silica we are raising the photosynthetic effect which gives us a healthy plant that has a high quality grain. We use the horn silica before harvest to help the grain to mature and ripen</p>